


VERSA-LOK ULTRA

RETAINING WALL SYSTEM



- Patented top-pinning system ensures quick, accurate alignment, variable-bond construction and tighter vertical joints.
- Units are compatible with VERSA-LOK Standard, Cobble and Accent units, vastly expanding design options.
- Large face area reduces installation time

VERSA-LOK Ultra units create additional options for random-pattern walls.



Ultra - Standard - Cobble Pattern



Ultra - Cobble Pin-Forward Pattern

Expand your opportunities with Ultra, the newest member of the VERSA-LOK family.

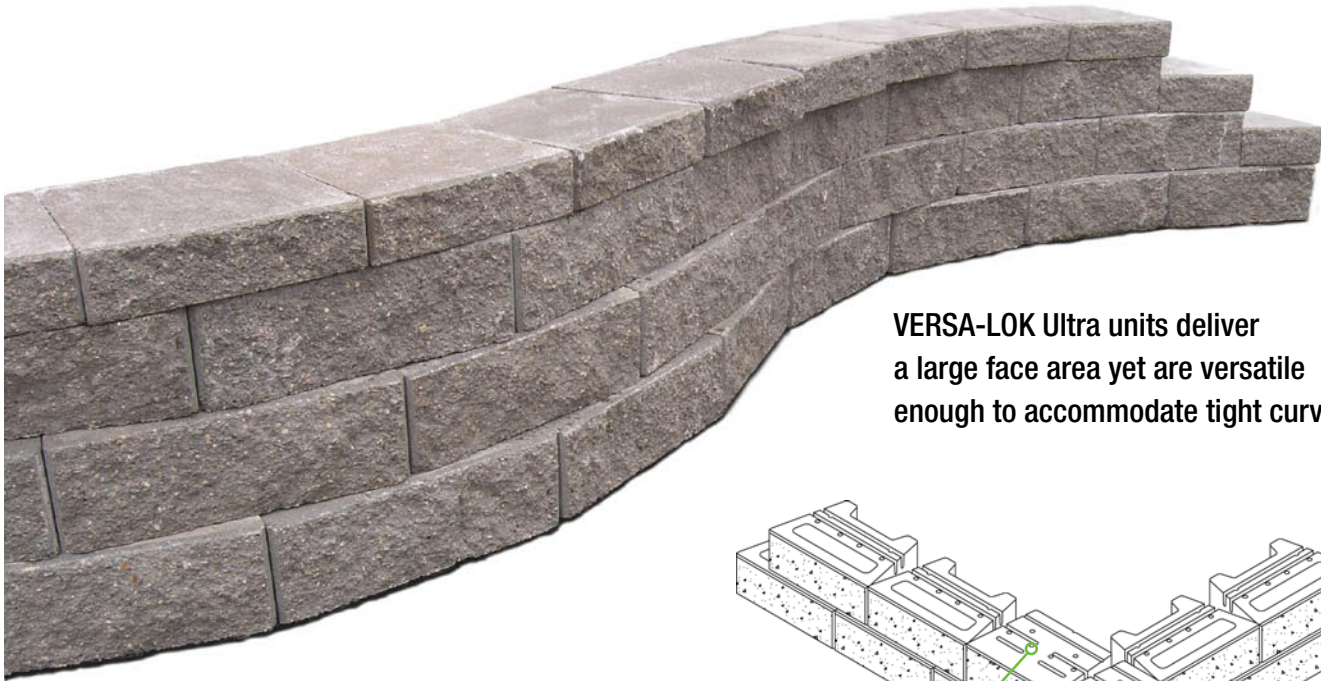
The Ultra retaining wall system offers VERSA-LOK's renowned durability and stunning looks in a lighter-weight unit that opens up a whole new world of design options. Ultra units combine VERSA-LOK's industry-proven, top-pinning technology with cost-effective cored construction in one versatile unit. Ultra walls can be built with a $\frac{3}{4}$ -inch setback or near vertical and will accommodate geogrid reinforcement.

The unit's dimensions—18 inches wide by 6 inches tall and 12 inches deep—make it easy to incorporate into

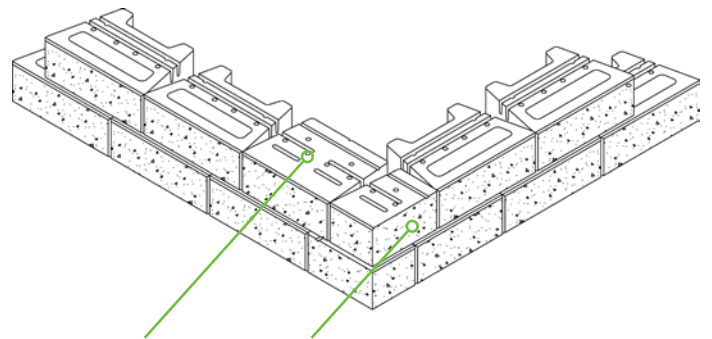
wall patterns with VERSA-LOK Standard, Cobble and Accent units. Ultra has a hefty $\frac{3}{4}$ -square feet of wall face per unit but weighs in at an economical 59 pounds. Its larger face area and installer-friendly dimensions make Ultra an excellent option for cost-conscious homeowners and professional builders alike. Multiangle corners, variable bond designs and other creative wall features are possible when used in tandem with other members of the VERSA-LOK family, including matching VERSA-LOK cap units.

VERSA-LOK ULTRA

TECHNICAL & DESIGN DATA



VERSA-LOK Ultra units deliver a large face area yet are versatile enough to accommodate tight curves.



Use Standard and Standard half units to create corners.

In combination with other six-inch VERSA-LOK units, VERSA-LOK Ultra units can be used in projects that include corners, stairs, columns and other features.

| Ultra Unit Specifications | |
|--------------------------------|-----------|
| Width (face) | 18" |
| Width (rear) | 13" |
| Height | 6" |
| Depth | 12" |
| Face Area | .75 S.F. |
| Weight | 59 LBS |
| Weight (with aggregate fill) | 78 LBS. |
| Setback | 3/4" |
| Batter / Cant | 7 degrees |
| # VERSA-Tuff Pins per unit | 2 |
| Min. Radius | 4' 6" |
| Max. Unreinforced Height | 3' |
| Max. Geogrid Reinforced Height | Unlimited |

Typical Section Reinforced Retaining Wall

