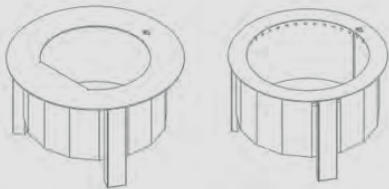


INTRODUCING Lume



Firegear's All New Smoke-less Fire Pit

LUME is a 100% Commercial-Grade Stainless Steel drop-in and freestanding reduced smoke wood fire pit, specially designed to burn more efficiently and emit less smoke. Stack wood at the open base of the pit using the log cabin technique, light it, and then allow a few minutes for the fuels to ignite properly. Within minutes enjoy the warmth, ambience, and comfort of the LUME Reduced Smoke Fire Pit.



LUME

Freestanding Smoke-less Fire Pit

PATENT PENDING

LUME-MS1SR

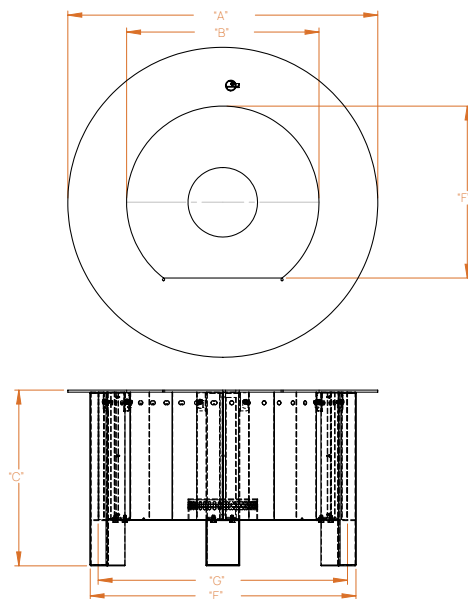
LUME-MS2SR

LUME-MS1

LUME-MS2

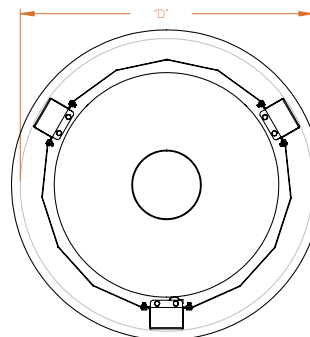
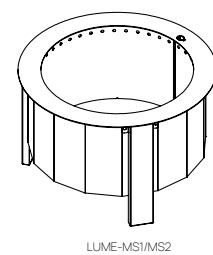
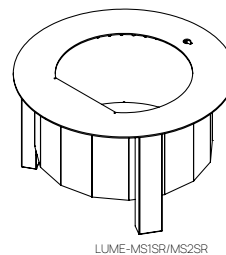


Dimensions



SURROUND SEAR PLATE

RING ONLY



BOTTOM VIEW

RING ONLY

SURROUND SEAR PLATE

Material

100% Commercial Grade
Stainless Steel

DIMENSIONS
Rim Outer Diameter (A)
Rim Inner Diameter (B)
Height (C)
Base Outer Diameter (D)
Dimension (E)
Dimension (F)
Outer Liner (G)
Weight
Fits Opening

	LUME-MS1	LUME-MS2	LUME-MS1SR	LUME-MS2SR
Rim Outer Diameter (A)	26"	31"	29"	34"
Rim Inner Diameter (B)	20"	25"	18"	20"
Height (C)	16 3/8"	16 3/8"	16 7/16"	16 7/16"
Base Outer Diameter (D)	25 1/4"	30 1/4"	27 3/8"	32 3/8"
Dimension (E)	23 3/16"	28 3/16"	24 7/8"	29 1/8"
Dimension (F)	N/A	N/A	16 1/8"	18 1/8"
Outer Liner (G)	23 5/16"	28 5/16"	23 5/16"	28 5/16"
Weight	44.14 lbs.	55.46 lbs.	62.25 lbs.	82.18 lbs.
Fits Opening	23 1/2" - 25 1/4"	28 1/2" - 30 1/4"	23 1/2" - 27 1/2"	28 1/2" - 32 1/2"

\$717.00

\$1,194.00

\$922.00

\$1,399.00