


ROSETTA®

BELVEDERE  
COLLECTION



**VERSA-LOK**  
MIDWEST

**OAKDALE**  
(651) 773-7444

**BROOKLYN PARK**  
(763) 488-1310

**BURNSVILLE**  
(952) 894-4401

**KIMBALL**  
(320) 398-5415

**FARIBAULT**  
(507) 331-3198

**ONALASKA, WI**  
(800) 770-4525



# ROSETTA®

## BELVEDERE COLLECTION

**WALL PALLET:** 27 S.F. 2,400 LBS.  
Each pallet contains 12 each of the following sizes at 6" high and 12 at 3" high.

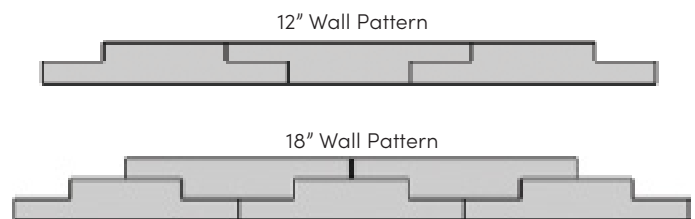
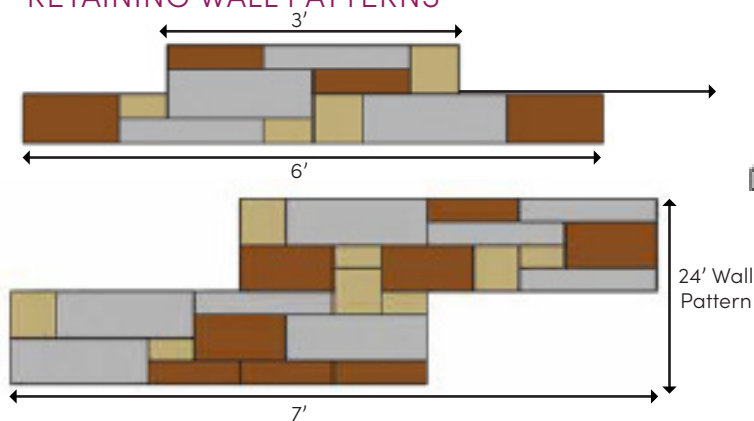


### FEATURES

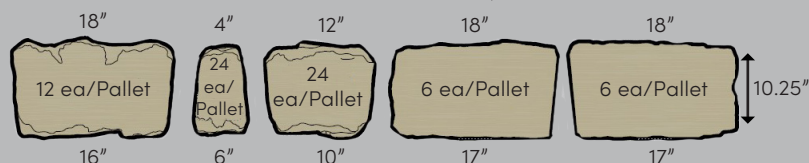
- Natural stone texture on both front and back.
- Attractive freestanding and retaining walls possible.
- Dimensional = fast installation and no waste.
- Natural color blends available.
- Walls, columns, steps and more = creative possibilities.



### RETAINING WALL PATTERNS



**COPING PALLET:** 66 l.f. 1,635 lbs. All caps 2.25" thick nominal.

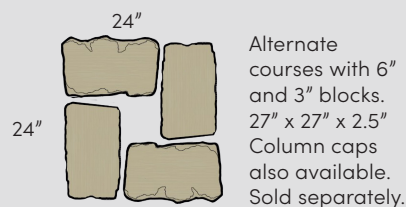
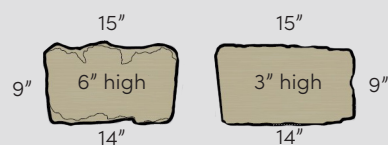


**ONE CORNER PALLET = ONE 36" COLUMN**



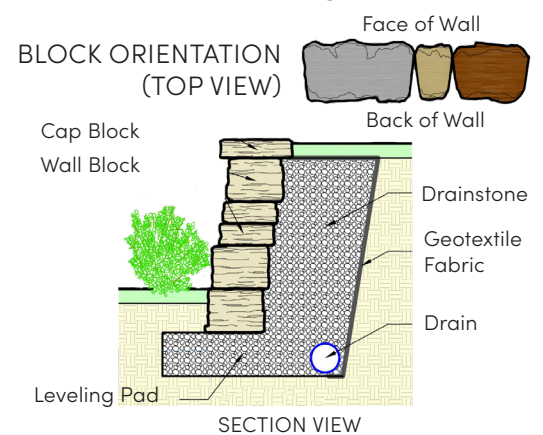
### CORNER PALLET:

24 s.f. 1,515 lbs.  
16 each of the following per pallet

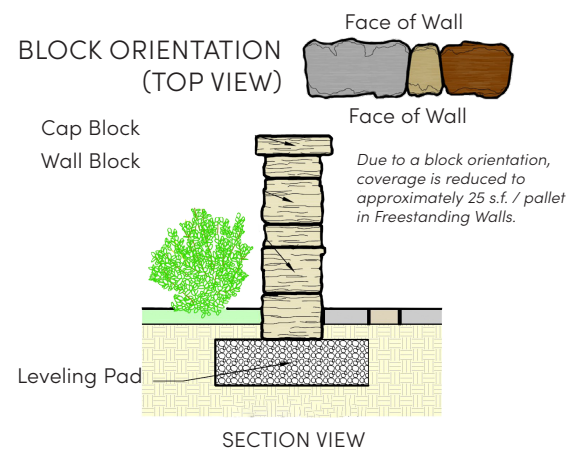


Alternate courses with 6" and 3" blocks. 27" x 27" x 2.5" Column caps also available. Sold separately.

### RETAINING WALL



### FREESTANDING WALL



(See Technical Guide for Wall Design and Construction Details.)